

证券简称：伟隆股份

青岛伟隆

QINLONG

(注册地址：)

向不特定



(广东省深圳市福田区)

保和

中  
CITIC



---

"

"



---

	2023	2022	2021
	-		
			-





"

"

"

"



†

S

I



---

.....	52
.....	82
.....	102
.....	104
.....	104
.....	105
.....	111
.....	112
.....	<b>113</b>
.....	113
.....	113
.....	116
.....	125
.....	125

.                      |                      ¢



---






---

6

" "

" "

" "

i

7

---

8

×

×

×



**9**

85%

---

**10**

**%**

$$Q=V/P$$

V

P

1

W

a

---

t

12

2030 8 12  
70%

2028 8 13

"

"



**13**

**14**

-

-

"

"

"

"

---

" " " "

" "

"

"

-

-





---

**16**

		<b>29,377.91</b>	<b>26,971.00</b>

**17**

**18**

**19**

**20**

**1**

---

2

" "

1

---

2

3

	71.30
	56.60
	43.40
	76.42
	1.71
	<b>707.42</b>


-	2024 8 9			
-	2024 8 12		1 2	
	2024 8 13		1 2 3 4	
	2024 8 14		1 2	
	2024 8 15		1 2	
	2024 8 16			
	2024 8 19		1 2	

		789
		0532-8790 1466
		0532-8790 1466
		48

		010-6083 8888
		010-6083 6029
		2 C 12
		010-8540 7666
		010-8540 7608
		0531-8166 6288
		0531-8166 6288
		7008 3
		0755-8287 2897
		0755-8287 2090
		0755-8866 8888
		0755-8208 3295
		25
		0755-2189 9999







---


**1**

	91370683265856162M
	8,000.00
	2002 6 5

---

3

	91370222575798420B
	6,000.00
	789
	2011 7 19
	2011 7 19 2026 7

4 1

---

	50
--	----

---

9


---

**13**

	-

**2**

**3**

1

		2023 /2023 12 31			

**1**





2023

3



	<b>2023.12.31</b>	<b>2022.12.31</b>	<b>2021.12.31</b>
		23,886.39	25,021.29
		508.76	464.97
		3,352.19	3,451.56
		203.46	121.24
		1,383.76	1,422.03
		9.47	24.75
	<b>33,030.35</b>	<b>30,484.66</b>	<b>31,063.70</b>
	<b>101,710.84</b>	<b>99,396.71</b>	<b>88,988.05</b>
	-	3,000.92	3,100.00
	-	-	-
		4,200.84	3,878.65
		5,839.20	5,758.97

	2023.12.31	2022.12.31	2021.12.31
		3,742.73	-
	<b>83,165.81</b>	<b>77,131.69</b>	<b>64,597.86</b>
	<b>101,710.84</b>	<b>99,396.71</b>	<b>88,988.05</b>

2

	2023.12.31	2022.12.31	2021.12.31
		15,765.19	8,094.05
		15,180.85	18,860.60
	-	22.49	-
		7,456.77	6,406.48
		13.00	1,155.00
		8,554.38	10,024.32
		2,296.70	1,976.08
		5,404.43	5,304.89
		6,232.82	8,113.04
	<b>56,486.47</b>	<b>60,926.63</b>	<b>59,934.47</b>
		1,009.25	-
		29,411.49	24,236.27
		2,132.73	2,262.24
		41.06	343.85
		105.19	62.34
		264.15	229.09
		9.47	-
	<b>38,139.10</b>	<b>32,973.34</b>	<b>27,133.80</b>
	<b>94,625.56</b>	<b>93,899.97</b>	<b>87,068.27</b>
	-	3,000.92	3,100.00
	-	-	-
		4,200.84	3,878.65
		3,615.18	3,440.44

---

	2023.12.31	2022.12.31	2021.12.31
	-	-	2,450.00
		1,698.60	1,628.16
		1,469.47	918.06
		1,054.98	366.19
		2,026.22	3,194.81

	2023	2022	2021
		2,650.47	2,419.61
	-	-702.99	254.82
		119.82	102.11
		47.11	27.55
		340.65	315.15
" -"		4,932.57	1,591.57
" -"		-838.21	-336.67
" -"	-	-120.74	-241.81
" -"	-	-254.24	-233.99
" -"	-	4.11	14.40
" -"			

---

	2023	2022	2021
4.	-	-	-
5.	-	-	-
		-6.25	4.00

1.

	2023	2022	2021
		150.44	145.04
" _"		4,934.20	1,545.03
" _"	-	-199.75	-329.12
" _"	-	34.93	-106.81
" _"	-	-99.02	-74.33
" _"		2.61	3.59
" _"	<b>11,508.25</b>	<b>15,900.74</b>	<b>7,317.89</b>
		5.70	61.87
		181.36	4.62
" _"	<b>11,519.70</b>	<b>15,725.08</b>	<b>7,375.15</b>
		2,036.17	943.33
" _"	<b>10,123.60</b>	<b>13,688.91</b>	<b>6,431.81</b>
" _"		13,688.91	6,431.81
" _"		-	-
	<b>10,123.60</b>	<b>13,688.91</b>	<b>6,431.81</b>

1

	2023	2022	2021
		50,096.75	38,747.07
		3,283.70	2,419.49
		711.47	932.95

**56,199.49**



	2023	2022	2021
	-5,743.58	7,279.02	3,973.42
		8,099.16	4,125.74
	9,634.60	15,378.18	8,099.16

	2023	2022	2021
	-		
		52,341.72	34,099.94
		3,263.15	2,338.14
		142.59	1,211.80
	55,051.56	55,747.47	37,649.88
		33,313.64	31,116.13
		3,925.87	3,322.70
		1,781.08	835.27
		3,461.69	2,994.56
	42,137.72	42,482.28	38,268.66
	12,913.84	13,265.19	-618.77
	-		
		33,600.00	46,324.40
		785.38	1,528.27
		236.97	15.77
	-	-	1,000.00
		2,550.00	-
	61,374.82	37,172.35	48,868.43

	2023	2022	2021
		29,120.00	35,331.85
	-	6,000.00	-
	-	1,000.00	-
	<b>71,105.18</b>	<b>36,499.82</b>	<b>35,975.71</b>
	<b>-9,730.36</b>	<b>672.53</b>	<b>12,892.73</b>
	-		
	-	7,000.00	4,900.00
	-	198.85	1,360.00
	-	<b>7,198.85</b>	<b>6,260.00</b>
		7,100.00	6,685.92
		6,020.08	5,330.94
		72.31	3,085.02
	<b>10,008.87</b>	<b>13,192.39</b>	<b>15,101.88</b>
	<b>-10,008.87</b>	<b>-5,993.55</b>	<b>-8,841.88</b>
	<b>-58.17</b>	<b>231.53</b>	<b>-62.55</b>
	<b>-6,883.55</b>	<b>8,175.70</b>	<b>3,369.52</b>
		6,541.54	3,172.02
	<b>7,833.69</b>	<b>14,717.24</b>	<b>6,541.54</b>

1			-	-	
2			100.00%	-	8,000
3			100.00%	-	6,000
4	WEFLO VALVE COMPANY LIMITED		100.00%	-	100
5	WEFLO VALVE LLC		100.00%	-	5
6			100.00%	-	500
7			100.00%	-	5
8			100.00%	-	50
9			60.00%	-	10,000

2023			

---

-	-
-	-

	<b>2023</b> <b>/2023/12/31</b>	<b>2022</b> <b>/2022/12/31</b>	<b>2021</b> <b>/2021/12/31</b>
--	-----------------------------------	-----------------------------------	-----------------------------------



---

	2023	2022	2021
		-	-
	-		-



	2023.12.31		2022.12.31		2021.12.31	
	-	-	22.49		-	-
			7,965.82		7,185.46	
			13.00		1,158.50	
			389.60		361.58	
			524.68		601.22	
			11,891.25		11,252.22	
			6,266.70		8,853.11	
	<b>68,680.48</b>	<b>67.53%</b>	<b>68,912.06</b>	<b>69.33%</b>	<b>57,924.35</b>	<b>65.09%</b>

	2023.12.31	2022.12.31	2021.12.31
		7.63	141.60
		15,370.55	


---

	<b>2023.12.31/ 2023</b>	<b>2022.12.31/ 2022</b>	<b>2021.12.31/ 2021</b>
		8,801.49	7,911.04
		835.68	725.59
		7,965.82	7,185.46
		54,014.16	

---

	2023.12.31		2022.12.31		2021.12.31	
			8,790.40	824.59	7,911.04	725.59
	<b>13,219.90</b>	<b>1,110.01</b>	<b>8,801.49</b>	<b>835.68</b>	<b>7,911.04</b>	<b>725.59</b>





---

	2023.12.31		
	8,654.58	237.32	8,417.26

---

		-	
		-	
	<b>11,560.49</b>	<b>308.27</b>	<b>11,252.22</b>

---



		-	-
	3,480.28	6,266.70	8,853.11

2

	2023.12.31		2022.12.31		2021.12.31	
			1,009.25	1.02%	-	-
			131.37	0.13%	557.87	0.63%
			23,886.39	24.03%	25,021.29	28.12%
			508.76	0.51%	464.97	0.52%

---

	2023.12.31		2022.12.31		2021.12.31	
	22,008.25	21.64%	23,886.39	24.03%	25,021.29	28.12%

1

	2023.12.31		2022.12.31		2021.12.31	
	-	-				
	-	-	-	-	-	-
	-		-	-		
	<b>17,317.42</b>	<b>93.38%</b>	<b>20,947.15</b>	<b>94.08%</b>	<b>22,933.23</b>	<b>94.03%</b>

	2023.12.31	2022.12.31	2021.12.31
--	------------	------------	------------

	2023.12.31	2022.12.31	2021.12.31
	-	0.92	-
	-	3,000.92	3,100.00

	2023.12.31	2022.12.31	2021.12.31
	6,057.27	5,839.20	5,758.97

	2023.12.31	2022.12.31	2021.12.31

---

	<b>2023.12.31</b>	<b>2022.12.31</b>	<b>2021.12.31</b>
	-	-	
	2,486.40		
	<b>2,486.40</b>	<b>1,715.03</b>	<b>4,102.29</b>

---

2

	2023.12.31		2022.12.31		2021.12.31	
			1,052.36	4.73%	1,124.29	4.61%
			265.52	1.19%	332.68	1.36%
	<b>1,227.61</b>	<b>6.62%</b>	<b>1,317.88</b>	<b>5.92%</b>	<b>1,456.97</b>	<b>5.97%</b>

---

**2**

	2023.12.31						
	2022.12.31						
	2021.12.31						
	2023.12.31						
	2022.12.31						
	2021.12.31						
%	2023.12.31						
	2022.12.31						
	2021.12.31						

**1**

	2023	2022	2021
--	------	------	------

---

	2023	2022	2021

2

	2023.12.31						
	2022.12.31						
	2021.12.31						
	2023.12.31						
	2022.12.31						
	2021.12.31						
	2023.12.31						
	2022.12.31						
	2021.12.31						

1

---

>

---

---


**2**



---

-				
			-	
			-	
			-	
			-	
			-	





---

1		
2		
3		
4		
5		-
6		-
7		-
8		

---

			2023 12 31	
	-	-	33,756.34	

		%
		-
		100.00

		%
		100.00

-

---

	<b>724.17</b>

	<b>2023.12.31</b>
	<b>3,480.28</b>



---

1		
2		
3		
4		
5		-
6		-
7		-
8		

			<b>2024 3 31</b>	
--	--	--	------------------	--







---

	2023	2022	2021

---

	2023		2022		2021	
	<b>34,775.68</b>	<b>100.00%</b>	<b>33,764.09</b>	<b>100.00%</b>	<b>27,986.39</b>	<b>100.00%</b>

**1**



---

	2023	2022	2021

-

---

		2023	2022	2021
--	--	------	------	------

|

---

[REDACTED]

[REDACTED]

	2023	2022	2021	2020
[REDACTED]				
[REDACTED]				
[REDACTED]				
[REDACTED]				

[REDACTED]

[REDACTED]

[REDACTED]

[REDACTED]

	2023		2022		2021		2020	
[REDACTED]								

---

[REDACTED]

---

	2023		2022		2021		2020	

	2023	2022	2021	2020

---

	2023	2022	2021	2021 DUE 27- FK 20) - # à DFP	



---

"

"

	2023		2022		2021	
	<b>3,196.06</b>	<b>100.00%</b>	<b>3,098.42</b>	<b>100.00%</b>	<b>2,788.32</b>	<b>100.00%</b>

2

	2023	2022	2021

---

4

	2023	2022	2021
	-	-	
	-249.37	-702.99	254.82

- -

1

	2023	2022	2021
			-
	-	-	
	-	-	-
	-	-	-
	834.40	4,932.57	1,591.57

---

2

	2023	2022	2021
			-
	<b>347.51</b>	<b>340.65</b>	<b>315.15</b>

	2023	2022	2021
	-		
	-	-	-
		-	-
	-		-
	<b>1,610.80</b>	<b>4,314.30</b>	<b>1,728.07</b>
		-	-
	<b>1,168.58</b>	<b>3,826.59</b>	<b>1,414.58</b>
		13,620.51	



---

---

	2023	2022	2021
	-		-

---

	2024 1-3	2023 1-3	
			-
			-
			-



---

--	--

---

	-		-
	-		-



---

-

	2023	2022	2021
	-	-	
	-	-	-
	-		-
	-		

	2023	2022	2021
	<b>56,199.49</b>	<b>54,091.92</b>	<b>42,099.51</b>



	-		
	<b>200.20</b>	<b>11,198.85</b>	<b>8,710.00</b>



**1**



\$

---


---


9

**1**

—

---



---

"

7



"



---

		29,377.91	26,971.00

**1**

-

" "

---

2



---

"

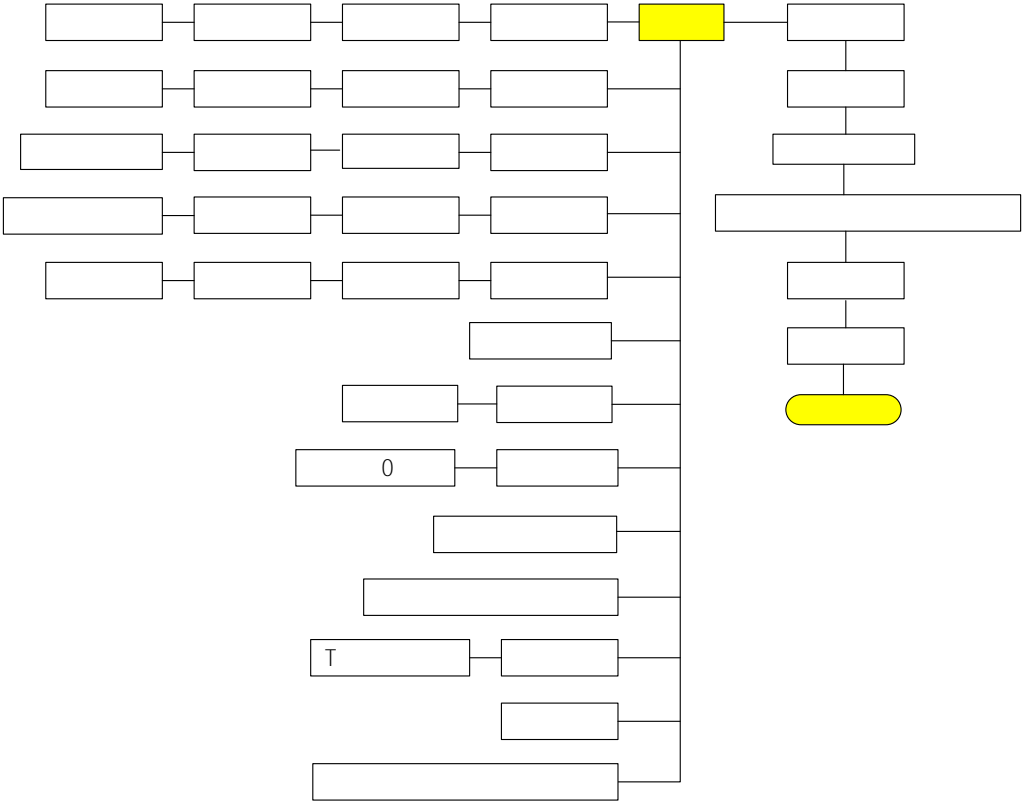
" "

"

-

--	--

-



		28,219.96	26,971.00
		26,863.84	26,800.00
			-
			-
		-	-
			-
<b>3</b>		<b>29,377.91</b>	<b>26,971.00</b>

**1**

		7,497.00
	+ +	1,666.00
	+	272.00
		114.00
		1,280.00
		300.00
		300.00
		120.00

---

		100.00
--	--	--------



---

		1	2



		1	2	3	4	5	6	7	8	9	10
4				1,563.76	2,607.59	3,961.07	6,470.76	6,461.55	6,454.43	6,446.73	6,435.75
4.1		-	-	32.04	64.08	356.11	1,272.45	1,272.45	1,272.45	1,272.45	1,272.45
4.2		-	-	344.46	560.75	826.68	1,220.78	1,211.57	1,204.45	1,196.75	1,185.77
4.3		-	-	433.89	723.15	1,012.41	1,446.30	1,446.30	1,446.30	1,446.30	1,446.30
4.4		-	-	753.37	1,259.61	1,765.86	2,531.23	2,531.23	2,531.23	2,531.23	2,531.23
<b>5</b>			-	<b>8,490.50</b>	<b>14,147.96</b>	<b>20,106.06</b>	<b>29,530.50</b>	<b>29,530.50</b>	<b>29,533.15</b>	<b>29,535.80</b>	<b>29,535.80</b>
6		-	-	895.16	1,790.31	1,790.31	1,790.31	1,790.31	1,787.66	1,787.66	1,787.66

---

**3**

		1	2	3	4	5	6	7	8	9	10
1		-	-	12,120.00	20,200.00	28,280.00	40,400.00	40,400.00	40,400.00	40,400.00	40,400.00

2



---

1	
2	
3	
4 /	
	-

---

---

(本页无正文,为《青岛伟隆阀门股份有限公司向不特定对象发行可转换公司债券

募集说明书》封面页)



2024年12月 19